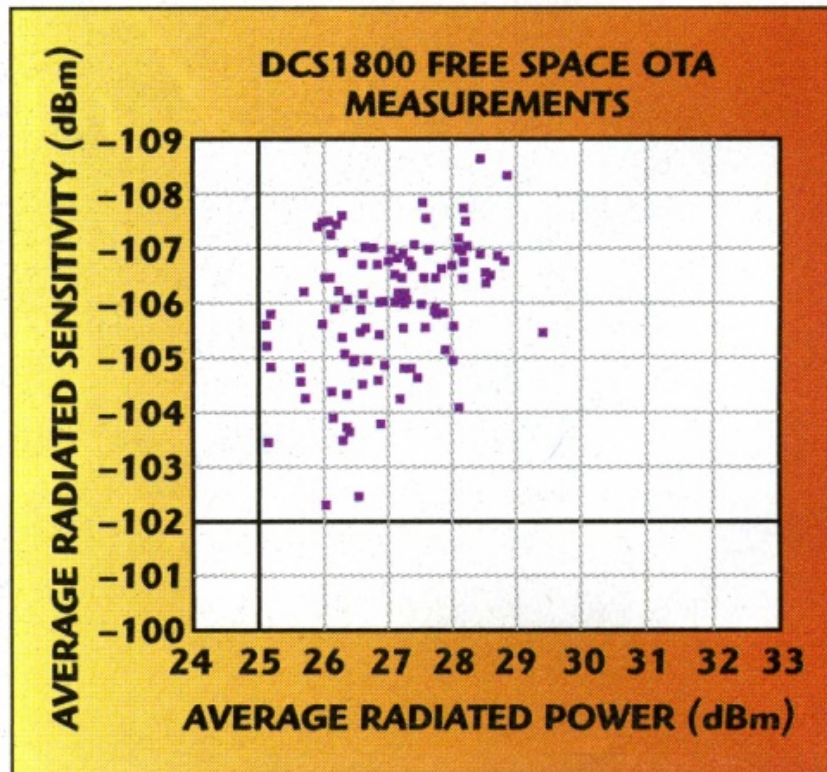


Handset and consumer platform RF design and antennas

Brian Collins
Antenna Ltd, UK

Spectral Efficiency Innovation
Mobile World Congress 2011, Barcelona

Handset performance today



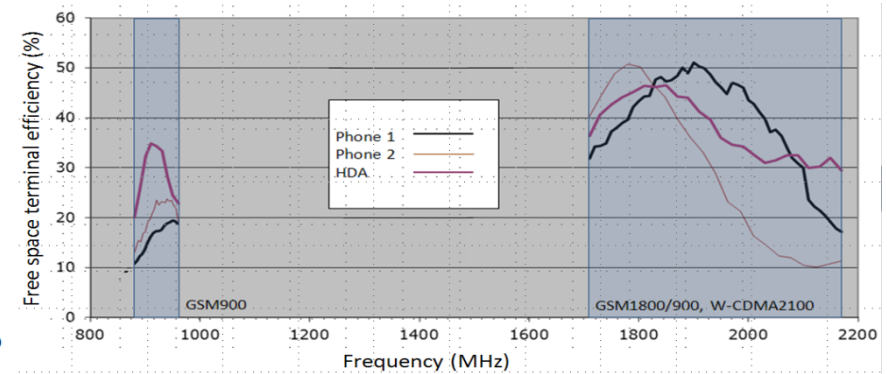
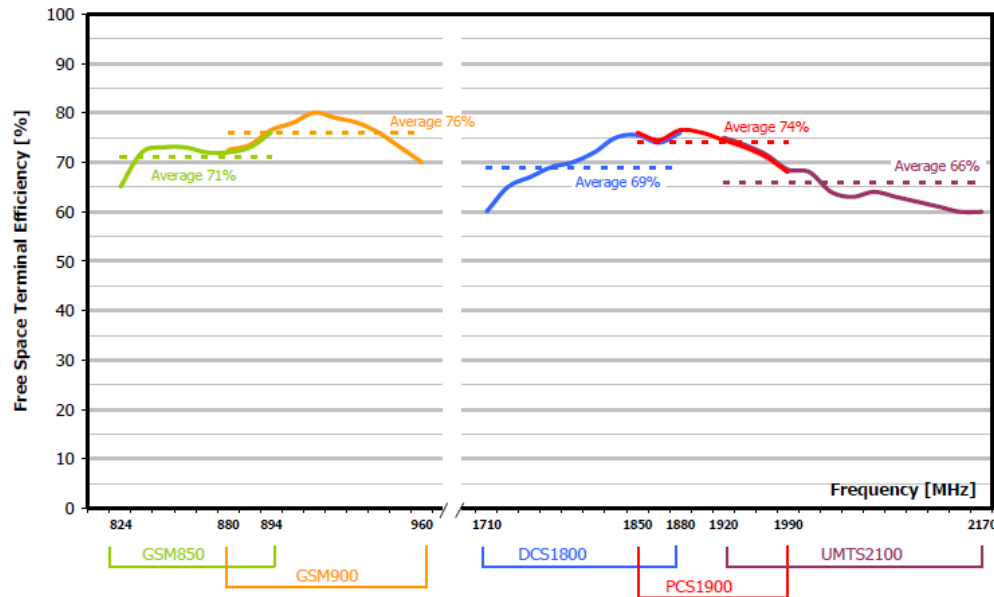
▲ Fig. 1 TRP vs. TRS for GSM 1800 commercial devices.¹

Source, Agilent [1]

- 5.5dB spread in TX band and 6.5dB in RX band
- Low correlation between TX and RX performance (Duplex separation 60MHz)
- The GSM 850/900MHz performance is likely to be more scattered
- Is this inevitable?
- Why do the operators (or the users) put up with this situation?

- Definition: Radiated power / Offered power from PA
- Falls as the handset shrinks and as the antenna shrinks
- Best possible on handset sized platform: c70%
- Well-designed handset: >50%
- Worst case for handset on market today: <10%
- These are free space figures
 - with hand losses they will fall by around 10dB
- Handset platforms are very small for effective MIMO in the low bands (700-850-900MHz)
- If efficiencies are allowed to fall to squeeze more antennas in, then the advantages of MIMO will be severely compromised.

Could do better...



Well designed antenna on a bare handset-size PCB

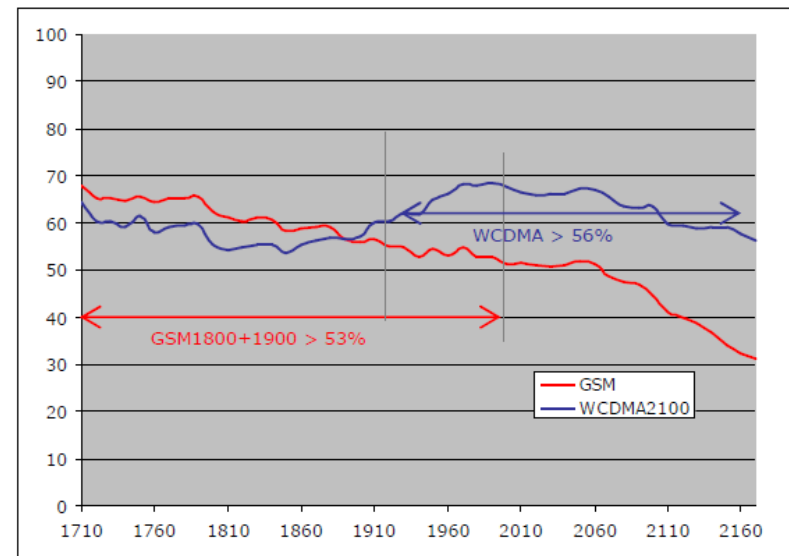
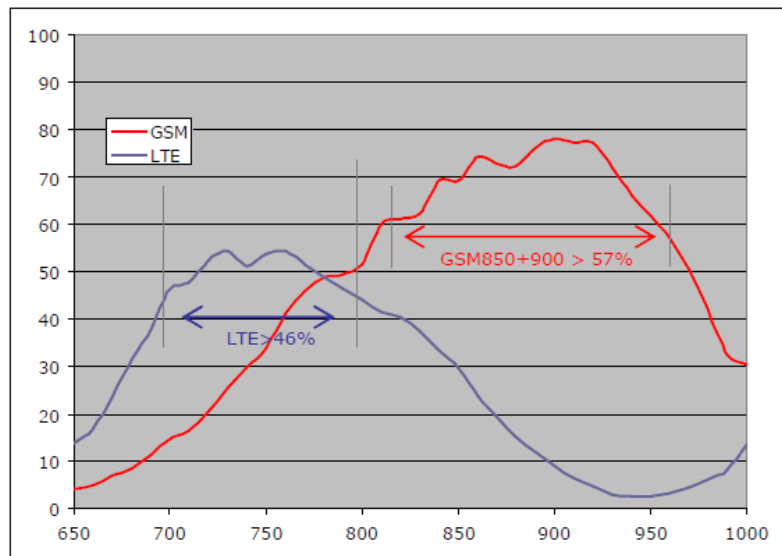
Real handset bought from network operator's shop in Aug 2010

Results shown were both measured in Antenova's SATIMO Stargate-64

Switched antenna example

Single antenna 40mm x 12mm x 3.2mm with switch-selectable LTE-700/W-CDMA2100 and 4-band GSM operation

Efficiency on 100mm x 40mm evaluation board



Antenova Agilis

- RF efficiency depends on design of whole handset,
- **A good antenna is necessary but not sufficient**
- Large gap between best performance and achievement
- Increasing use of data and effect of adaptive transmission systems places a premium on performance for the network operators
- Low efficiency = low *user* data rate
 - » = loss of network capacity
 - » = loss of revenue

- **Appearance** : Format, size, weight, colour...
- **Ease of use**: Touch screen or keyboard, software interface...
- **Functionality**: FM radio, LAN connectivity, GPS, MP3 player, audio & camera quality...
- **Cost**: Availability of PAYG, deals on contracts
- **Network**: Brand loyalty, experience, advertising, deals
- **RF Performance**: SAR, TRP, TIS,... ??

Compromise, compromise

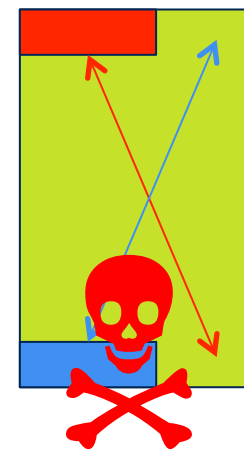
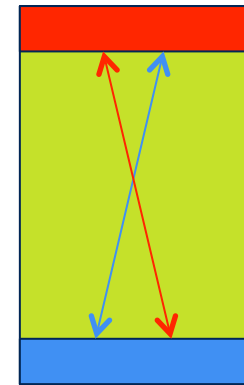


- The kings of handset design are the ID and software engineers
- Increasing HW functionality is packed in small, lightweight packages
- The display, battery, cameras, speakers and other flashy hardware occupy most of the available volume
- A modern smartphone typically contains
 - Main 5-band antenna
 - WLAN/BT antenna
 - GPS antenna
 - Diversity RX antenna (for 3G on a very few smartphones)
- ...and now we want more?

- The RF performance of UEs is invisible to purchasers who don't understand its significance
- Network Operators need to better understand the bad economics of under-performing UEs
- Stronger control of UE specifications and performance is likely to be needed if the hoped-for benefits of MIMO are to be realised
 - US networks currently impose CTIA specs [2], with testing regulated by PTCRB [3]
 - Standard OTA test methods are needed for MIMO.

MIMO in the lower bands

- Many studies have investigated the decorrelation available with closely spaced antennas – problem is greatest in low bands
- Antennas placed at each end of the handset groundplane excite the same current mode; the separation between their phase centres is smaller than the distance between the physical antennas
- There can be useful asymmetry in their radiation patterns, so some pattern diversity is achieved, **but unless the user's hand is considered, incorrect and optimistic conclusions are reached.**



- New frequency bands, 698MHz – 2.6GHz (450MHz)
- New air interfaces: LTE and LTE-A and WiMAX
- Traffic increasingly dominated by data
 - Adaptive coding schemes
 - Adaptive modulation schemes
 - MIMO
- More added functions
 - FM radio
 - TV
 - NFC/RFID for security and instant payments
 - HF & MF radio?

- Quote:
 - LTE-Advanced requirement, targets downlink peak spectrum efficiency of 30bps/Hz and uplink peak spectrum efficiency of 15bps/Hz
 - To achieve this, spatial multiplexing with antenna configuration of 8×8 for downlink transmission and 4×4 for uplink transmission is being investigated.

[Ref 4]

- We have all seen impressive demonstrations of LTE running at 150Mb/s
- Much 3GPP work has been based on the assumption of a dual-polar antenna pair in the UE
 - but dual polar antennas in the lower bands are not practicable in handset-size platforms
- There are good field results for MIMO tests
 - but many are on laptop-size platforms
 - can effective MIMO be squeezed onto handsets in the lower frequency bands?
- Traditional USB dongles do not seem to be a good bet for MIMO

- Realizing the possibilities of MIMO raises issues in
 - UE antenna and platform RF design
 - base station antenna system design
 - system protocols
 - spectrum planning and radio propagation
- They extend down the whole value chain, from component manufacturers, handset designers and network operators to users
- Even UE batteries are RF components!
- Real improvement requires unprecedented cooperation between workers in all the disciplines involved and between industry and network operators.

- It is becoming increasingly complex and expensive to increase the spectral efficiency and capacity of mobile radio systems
- Handset performance limitations will reduce the potential capacity gains of MIMO
- Higher data rates and spectral efficiency can be increased most easily for large UE platforms
- The RF performance of handsets is still capable of significant improvement, but this needs driving hard
- Is it time for cooperative UEs?

References & bibliography



- [1] The MIMO Antenna, unseen, unloved, untested, *Microwave Journal*, Aug 2010
- [2] *Test Plan for Mobile Station Over the Air Performance, Method of Measurement for Radiated RF Power and Receiver Performance*, CTIA, Washington DC, 2003
- [3] See www.pctrb.com
- [4] J Lee, JK Han and J Zhang: *MIMO Technologies in 3GPP LTE and LTE-Advanced*, EURASIP Journal on Wireless Communications and Networking, Vol. 2009, Article ID: 302092. Downloaded from <http://www.hindawi.com/journals/wcn/2009/302092.html> on 18.08.2010
- [5] Zhi Ning Chen (Editor), *Antennas for Portable Devices*, New York and London, John Wiley, 2007
- [6] *LTE; Evolved Universal Terrestrial Radio Access (E-UTRA); User Equipment (UE) radio transmission and reception*, 3GPP TS 36.101 version 9.4.0 Release 9, also available as ETSI TS 136 101,
- [7] Technical Specification Group, Radio Access Network; Spatial channel model for Multiple Input Multiple Output (MIMO) simulations, TR 25.996 V9.0.03, 3GPP TSG-RAN
- [8] J Bernhard, *Reconfigurable Antennas*, ser. Synthesis Lectures on Antennas, San Rafael, CA, USA: Morgan & Claypool, 2007, ISBN 978-1-598-29026-4.
- [9] D Gesbert *et al*: *From theory to practice: an overview of MIMO space-time coded wireless systems*, IEEE Journal On Selected Areas In Communications, Vol. 21, No. 3, Apr 2003
- [10] ETSI TR 125 996 V9.0.0: *Spatial channel model for Multiple Input Multiple Output (MIMO) simulations*
- [11] L Thiele *et al*: *On the Value of Synchronous Downlink MIMO-OFDMA Systems with Linear Equalizers*, IEEE International Symposium on Wireless Communication Systems 2008 (ISWCS08), Reykjavik, Iceland
- [12] C-X Wang, *Cooperative MIMO Channel models: A Survey*, IEEE Communications Magazine, Feb 2010 pp 80-87.
- [13] B S Collins, *Handset antenna design: The next five years*. Video of paper presented at LAPC, Nov 2010 <http://tv.theiet.org/technology/electronics/10018.cfm>

Antenova Ltd

Far Field House, Albert Road
Quy, Cambridge, CB25 9AR, UK
Phone: +441 223 810 600

Brian Collins, Chief Engineer, Applications & Business Development
email: brian.collins@antenova.com